

eTwinning u Erasmus+ projektima

Natalija Moškateo
Srednja škola Hvar

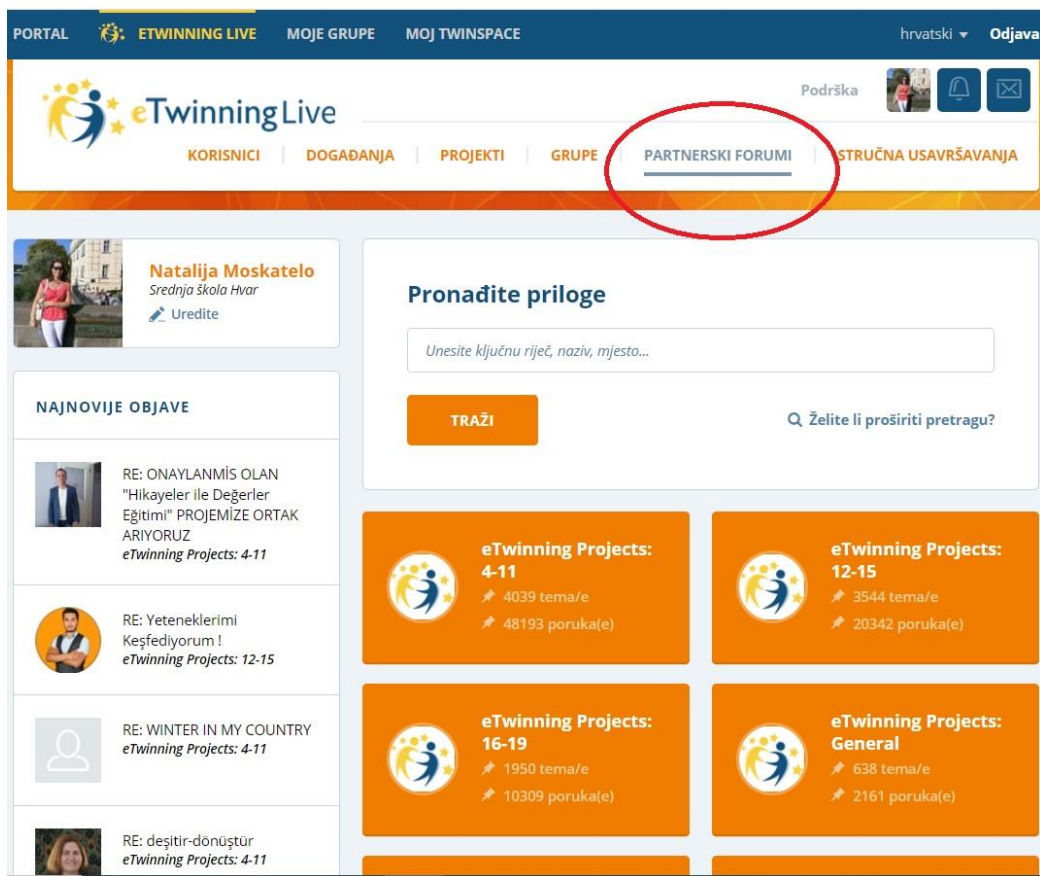
11. studenog 2020.

Od ideje do konačnog izvješća



- Nalaženje partnera
- Provjera
- Twinspace
- Virtualne aktivnosti
- Diseminacija

Nalaženje partnera

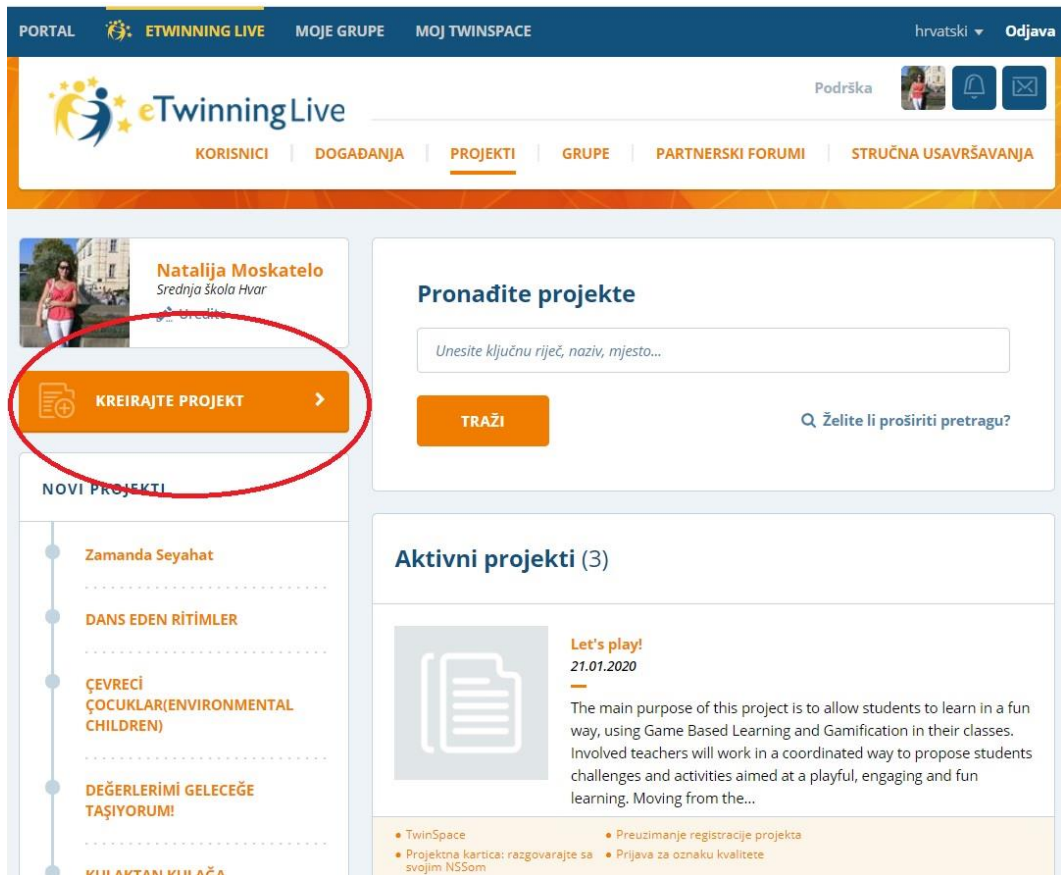


The screenshot shows the eTwinning Live website interface. At the top, there is a navigation bar with 'PORTAL', 'ETWINNING LIVE', 'MOJE GRUPE', and 'MOJ TWinspace'. The language is set to 'hrvatski' and there is an 'Odjava' (Logout) button. Below the navigation bar, the 'PARTNERSKI FORUMI' (Partnership Forums) menu item is circled in red. The main content area features a search bar with the text 'Pronađite priloge' and a search button labeled 'TRAŽI'. Below the search bar, there are four project category cards: 'eTwinning Projects: 4-11' (4039 topics, 48193 messages), 'eTwinning Projects: 12-15' (3544 topics, 20342 messages), 'eTwinning Projects: 16-19' (1950 topics, 10309 messages), and 'eTwinning Projects: General' (638 topics, 2161 messages). On the left side, there is a section for 'NAJNOVIJE OBJAVE' (Latest Posts) with four entries, each featuring a profile picture and a brief description of a post.

eTwinning Live – partnerski forumi

- pretraživanje prema dobi učenika, vrsti projekata, temama, zemljama itd.
- kreiranje novog zapisa

Provjera

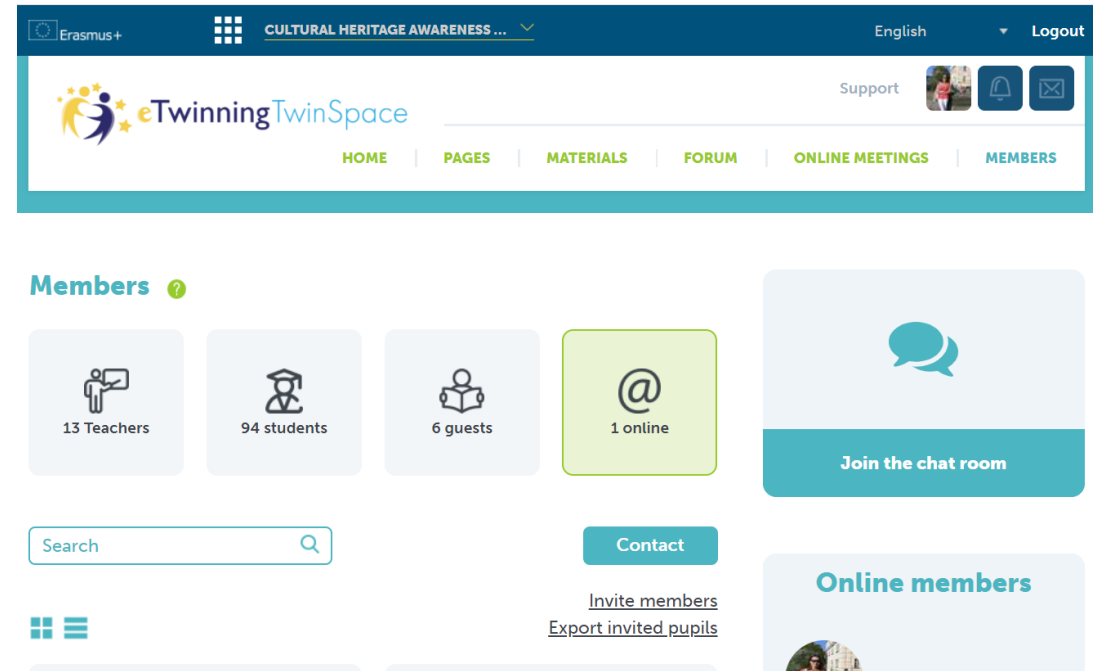


The screenshot shows the eTwinning Live website interface. At the top, there is a navigation bar with 'PORTAL', 'ETWINNING LIVE', 'MOJE GRUPE', and 'MOJ TWinspace'. The user is logged in as 'hrvatski' and has an 'Odjava' (Logout) option. Below the navigation bar, there is a search bar and a 'Podrška' (Support) button. The main menu includes 'KORISNICI', 'DOGAĐANJA', 'PROJEKTI', 'GRUPE', 'PARTNERSKI FORUMI', and 'STRUČNA USAVRŠAVANJA'. The 'PROJEKTI' section is highlighted. On the left, there is a profile for 'Natalija Moskatelo' from 'Srednja škola Hvar'. Below the profile, there is a red circle around the 'KREIRAJTE PROJEKT' button. The main content area has a search bar with the placeholder 'Unesite ključnu riječ, naziv, mjesto...' and a 'TRAŽI' button. Below the search bar, there is a section for 'Aktivni projekti (3)'. One project is listed: 'Let's play!' starting on '21.01.2020'. The project description states: 'The main purpose of this project is to allow students to learn in a fun way, using Game Based Learning and Gamification in their classes. Involved teachers will work in a coordinated way to propose students challenges and activities aimed at a playful, engaging and fun learning. Moving from the...'. At the bottom of the page, there are logos for Erasmus+, Obzor 2020, EUROSKE SNAGE SOLIDARNOSTI, CEEPUS, ecvet, eTwinning, EURAXESS, eurodesk Hrvatska, and europass.

- eTwinning Live – projekti
- Jesmo li našli dobre partnere za uspješnu provedbu projekta?

Twinspace

- Twinspace – sigurno virtualno okruženje
- Dijeljenje materijala
- Virtualni susreti
- Stranice
- Kontrolirano dodavanje članova



Erasmus+ CULTURAL HERITAGE AWARENESS ... English Logout

eTwinning TwinSpace Support

HOME | PAGES | MATERIALS | FORUM | ONLINE MEETINGS | MEMBERS

Members ?

13 Teachers 94 students 6 guests 1 online

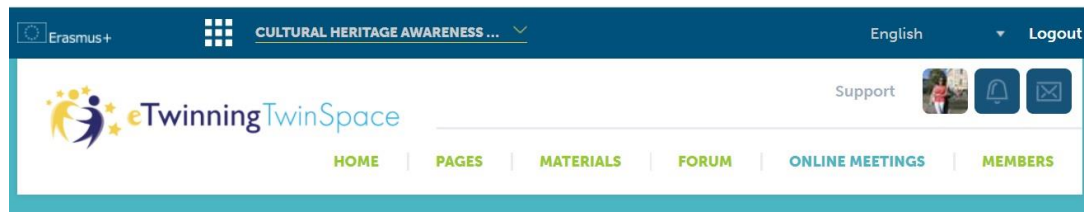
Join the chat room

Search Contact

Invite members
Export invited pupils

Online members

Virtualne aktivnosti



← Back

Past events

Coordinators' meeting

10.09.2020

Time: 19:00 - 20:30

3rd online debate

05.12.2019

Time: 12:00 - 13:30

Coordinator's meeting October 2019

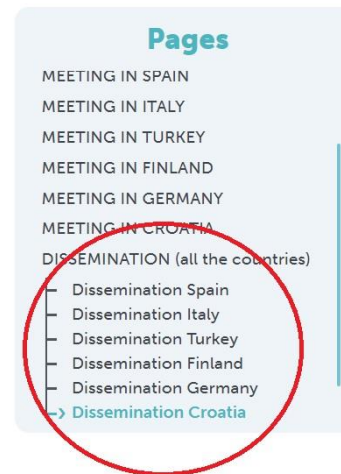
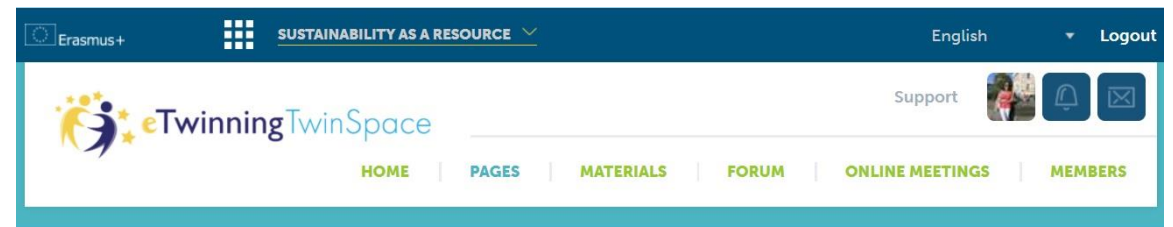
21.10.2019

Time: 19:00 - 20:30

- Virtualni sastanci
- Virtualne debate

Diseminacija

- Stranica za diseminaciju
- Sve na jednom mjestu



Dissemination Croatia

Dissemination activities made in Croatia

CROATIA

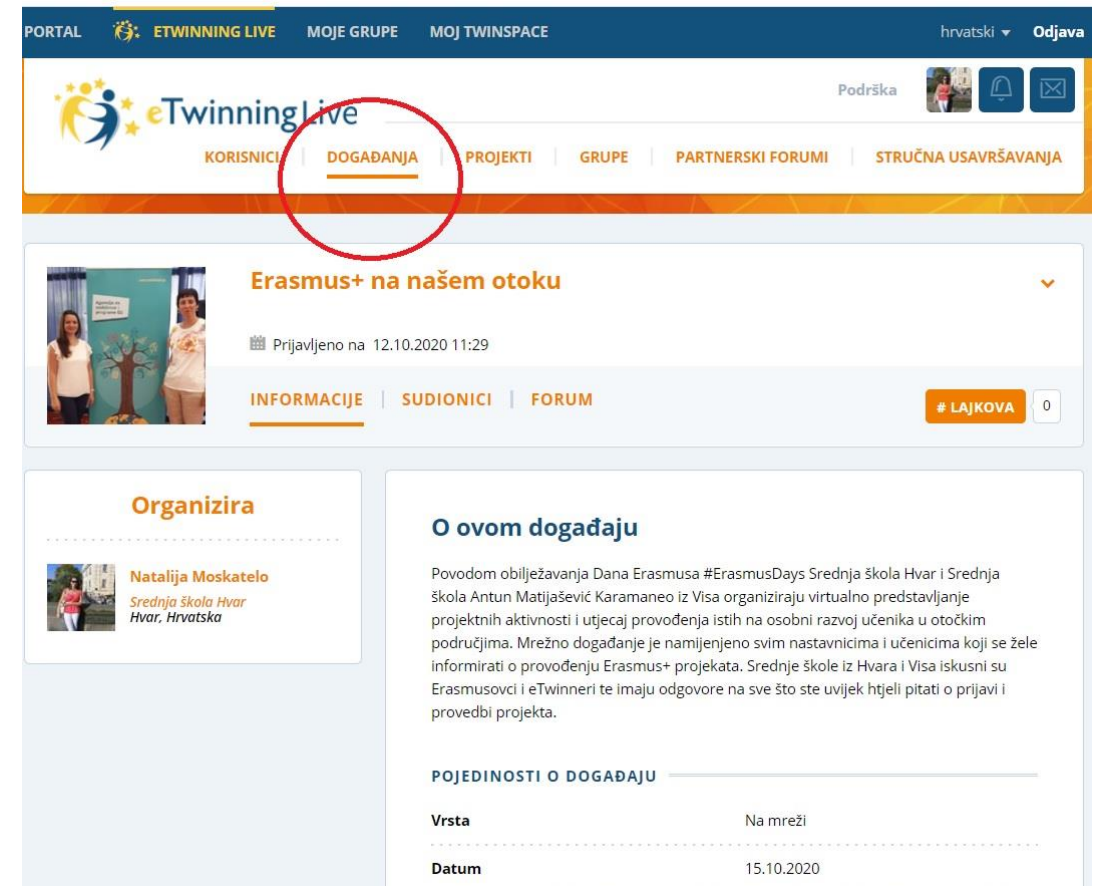
September 2015

A BROCHURE with information about the project was designed, printed and given to students, teachers and parents.




Diseminacija

- Fizički ili mrežni događaji za diseminaciju projekta
- Razmjena dobre prakse
- Na nacionalnoj ili međunarodnoj razini



The screenshot shows the eTwinning Live portal interface. The top navigation bar includes 'PORTAL', 'ETWINNING LIVE', 'MOJE GRUPE', and 'MOJ TWinspace'. The main header features the eTwinning Live logo and a menu with 'KORISNICI', 'DOGAĐANJA' (highlighted with a red circle), 'PROJEKTI', 'GRUPE', 'PARTNERSKI FORUMI', and 'STRUČNA USAVRŠAVANJA'. The main content area displays a project event titled 'Erasmus+ na našem otoku', posted on 12.10.2020 at 11:29. It includes a photo of two women, a 'LAIKOVA' button with a count of 0, and tabs for 'INFORMACIJE', 'SUDIONICI', and 'FORUM'. Below this, there is a section for the organizer, Natalija Moskatelo from Srednja škola Hvar, Hrvatska. The 'O ovom događaju' section provides a description of the event, mentioning the commemoration of Dana Erasmusa and the organization of a virtual presentation of project activities. At the bottom, a table lists details about the event: 'Vrsta' is 'Na mreži' and 'Datum' is '15.10.2020'.



Kontakt

natalija.moskatelo@skole.hr