

Kombinirana mobilnost u Erasmus+ projektima

Tomislav Pavlović
eTwinning i Erasmus+ ambasador
Osnovna škola Ludina

PROJEKT:

- ❑ TRAJANJE: 24 MJESECA
- ❑ BROJ PARTNERA: 4
- ❑ KOORDINATOR: HRVATSKA
- ❑ PARTNERI: NJEMAČKA, ITALIJA, PORTUGAL

CILJEVI PROJEKTA

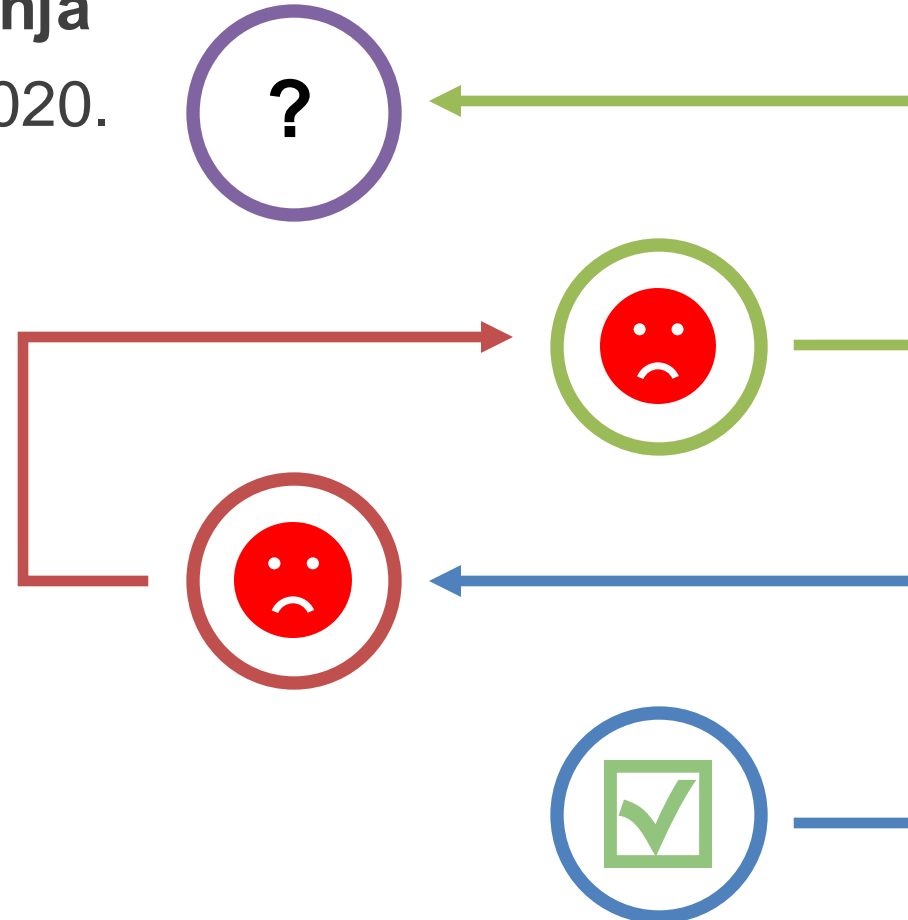
- PRIDONIJETI TEMI VREDNOVANJA NEFORMALNOG UČENJA TE PROMOVIRATI INOVATIVNA RJEŠENJA PREPOZNAVANJA VREDNOVANJA KOMPETENCIJA.
- USKLAĐEN S PRIORITETIMA ERASMUSA+ ZA 2019. GODINU, TRANSPARENTNOST I PREPOZNAVANJE VJEŠTINA, KAO I KONCEPTA OTVORENOG OBRAZOVANJA I PRAKSI U DIGITALNO DOBA

TRI TEME:

- IKT ALATI I VREDNOVANJE
- DEMOKRATSKA PARTICIPACIJA
- KULTURNO NASLIJEĐE


Događaji učenja
Porto, 12.10.2020.

Događaj učenja
Parma, 1.3.2020.



Događaj učenja
Velika Ludina, 3.5.2020.

Kick - off
Schleswig, 7.1.2020.



3 IT tools in our lives

- 3.1. IT tools at school
- 3.2. IT tools at home
- 3.3. Video conference call
- 3.4. Forum activities
- 3.5. Blended activity #1
- 3.6. Project outcomes

1. Online upitnik - inicijalno stanje
Koje se aplikacije koriste kod kuće i u školi
 - Google Forms (odgovori 300 učenika) - analiza zajednička - prezentacija rezultata
2. uvodni sastanak - online videokonferencija
 - upoznavanje s alatima, predstavljanje nekoliko alata od strane učenika, koje koriste **kod kuće** za učenje (koordinador aktivnosti Njemačka)
UŽIVO NA DOGAĐAJU UČENJA
3. Forum
 - rasprava o alatima - načinima na koji se aplikacije **koriste u školi** u svakoj zemlji

3 IT tools in our lives

- 3.1. IT tools at school
- 3.2. IT tools at home
- 3.3. Video conference call
- 3.4. Forum activities
- 3.5. Blended activity #1
- 3.6. Project outcomes



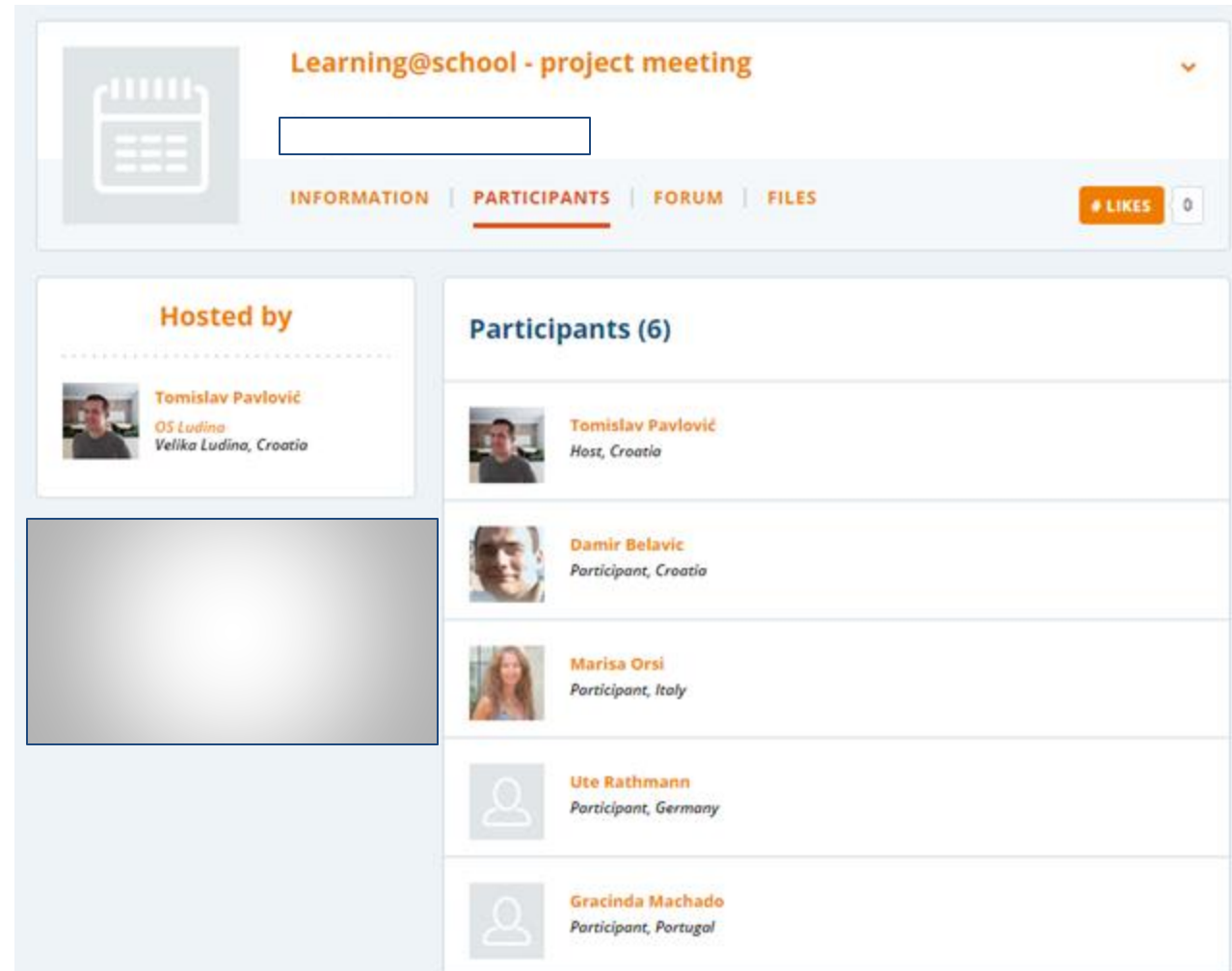
IT@school & IT@home

SURVEY RESULTS

n=297

3 IT tools in our lives

- 3.1. IT tools at school
- 3.2. IT tools at home
- **3.3. Video conference call**
- 3.4. Forum activities
- 3.5. Blended activity #1
- 3.6. Project outcomes



Learning@school - project meeting

INFORMATION | **PARTICIPANTS** | FORUM | FILES

LIKES 0

Hosted by

Tomislav Pavlović
OS Ludina
Velika Ludina, Croatia

Participants (6)

- Tomislav Pavlović**
Host, Croatia
- Damir Belavic**
Participant, Croatia
- Marisa Orsi**
Participant, Italy
- Ute Rathmann**
Participant, Germany
- Gracinda Machado**
Participant, Portugal

3 IT tools in our lives

- 3.1. IT tools at school
- 3.2. IT tools at home
- 3.3. Video conference call
- 3.4. Forum activities**
- 3.5. Blended activity #1
- 3.6. Project outcomes

IT tools and apps at home

Subscribe

I am sure you use many different apps every day. Please tell us about them.



Edit • Delete

Tomislav Pavlović - 12.11.2019 @ 18:52

I use Instagram for looking pictures of my friends and I write some messages

Reply • Quote • Edit • Delete

Lornsen student 15 - 25.11.2019 @ 09:55

I use Google for searching Informations and I use Whats App for texting to my friends

Reply • Quote • Edit • Delete

Lornsen student 14 - 25.11.2019 @ 09:59

I use Whatts App to text with my friends and different Quiz apps to learn for school like Vocabs.I also use You Tube for watching gaming or other funny stuff or to learn especaily math.



3 IT tools in our lives

- 3.1. IT tools at school
- 3.2. IT tools at home
- 3.3. Video conference call
- 3.4. Forum activities
- **3.5. Blended activity #1**
- 3.6. Project outcomes



Učenici surađuju u timovima i pronalaze primjer korištenja pojedinog alata u određenom nastavnom predmetu za poboljšanje učenja.

Buduće projektne aktivnosti (travanj - lipanj)

Demokratska participacija

Koga mogu pitati? Što mogu napraviti?

4 Civic engagement

4.1. Introduction - a survey

4.2. Blended activity #2

4.3. Problem solving - flipped
classroom approach

4.4. How to participate Guide

4.5. Project outcomes

Način organizacije:

1. Videokonferencija (eTwinning) - podjela u grupe, objašnjenje zadataka (isključene kamere, nema chata)
2. Chat / videokonferencija - razgovor u timovima (Zoom)
Anketa (Google Forms)
3. Forum (eTwinning) - 5 timova - svaki jedan zadatak

Buduće projektne aktivnosti (studeni - lipanj)

Demokratska participacija

Koga mogu pitati? Što mogu napraviti?

4 Civic engagement

- 4.1. Introduction - a survey
- 4.2. Blended activity #2
- 4.3. Problem solving - flipped classroom approach
- 4.4. How to participate Guide
- 4.5. Project outcomes

Način organizacije:

4. Svaki tim dobije u forum materijale za proučavanje (eTwinning Forum), timovi mješoviti

How to Hold a Meeting

- Step 1: Call a Group Meeting
- Step 2: Hold a First Meeting
- Step 3: Hold a Second Meeting
- How to Hold Great Meetings
- Sample Agenda

How to Write a Petition

- Format for a Petition
- Sample Petition
- How to Write a Petition to the Government

Writing Letters

- Letter to Request Information
- Format of a Letter Requesting Information
- Sample Letter Requesting Information
- Thank-You Letter
- Sample Thank-You Letter
- Contacting Public Officials

Public Speaking

- How to Write a Speech
- The Do's and Don'ts of Delivering a Speech
- Speaking
- Sample Speech

How to Raise Funds

- How to Put the Fun into Fundraising
- The Budget
- Top 10 Crazy Fundraisers Guaranteed to Work
- 101 Fundraisers

4 Civic engagement

- 4.1. Introduction - a survey
- 4.2. Blended activity #2
- 4.3. Problem solving - flipped classroom approach
- 4.4. How to participate Guide**
- 4.5. Project outcomes

Način organizacije:

5. Sastavljanje pisma za predstavnika u EU parlamentu

Dijelovi - sastavljanje zajedno - dopisuju rečenice i stvaraju novi dokument u Pages (Stranice)

6. Ilustracija i tekst za vodič Kako biti aktivni građanin?

Nakon sklapanja svakog od tekstova objavljenih u Materijalima, slika objavljenih u galeriji.

**PREDSTAVLJANJE NA
MOBILNOSTI UČENIKA UŽIVO**

Hvala!